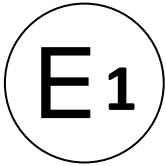




# Kraftfahrt-Bundesamt

DE-24932 Flensburg



## MITTEILUNG

ausgestellt von:

**Kraftfahrt-Bundesamt**

über die Erteilung einer Genehmigung für einen Schutzhelmtyp mit mehreren Visiertyp(en) nach der Regelung Nr. 22 einschließlich Änderung Nr. 06 Ergänzung 01

## COMMUNICATION

issued by:

**Kraftfahrt-Bundesamt**

concerning the granting of an approval of a type of protective helmet with more visor type(s) pursuant to Regulation No. 22 including amendment No. 06 supplement 01

Genehmigungsnummer: **E1\*22R06/01\*300921\*00**

Approval number:

1. Fabrik- oder Handelsmarke:  
Trade name or mark:  
**JUST1, ORIGINE, TORC, VCAN, Eldorado, J1, TANKED RACING, NITEK, ROCC, RJAYS, SCORPION, ROOK HELMETS, JOHNNY REB, GERMOT, LEVIOR, NEXO, CRAFT, SQ, protectWEAR, Hayder Motorcycles, AKIRA, römer, rueger-helmets, EOLE, KSK,130R, AMOQ, CMS, FASTR, RAVEN, YOKO,W-TEC, HYPE HELMETS, BEFAST, PROGRIP, Bogotto, BIKE IT, ViPER, VPR, 3GO, 3GO Helmets, RSX, ZORAX, DEXTER, PROV, KENNY, Benelli, S-LINE, SWAP'S, GASOLINE, aprilia, MOTO GUZZI, PIAGGIO, VESPA, Z1R, SSY, Ajax**
2. Typ:  
Type:  
**H586**
3. Größen:  
Sizes:  
**XS(53/54), S(55/56), M(57/58), L(59/60), XL(61/62), XXL(63)**



# Kraftfahrt-Bundesamt

DE-24932 Flensburg

---

2

Genehmigungsnummer: **E1\*22R06/01\*300921\*00**

Approval Number:

4. Name des Herstellers:  
Manufacturer's name:  
**SHANGHAI HEHUI SAFETY PRODUCTS MANUFACTURE CO., LTD.**  
**CN-201401 Fengxian, Shanghai**
  
5. Anschrift:  
Address:  
**Siehe Punkt 4.**  
**See item 4.**
  
6. Name des Vertreters des Herstellers (gegebenenfalls):  
Name of manufacturer's representative (if any):  
**Entfällt**  
**Not applicable**
  
7. Anschrift:  
Address:  
**Siehe Punkt 6.**  
**See item 6.**
  
8. Kurze Beschreibung des Helms:  
Brief description of helmet:  
**Siehe Anlagen**  
**See enclosures**
  
9. **Helm ohne Kinnbügel (J)**  
**Helmet without lower face cover (J)**
  
10. Visiertyp oder Visiertypen:  
Type of visor or visors:  
**H-05**  
**E1 R22 06300917**  
  
**H271SV**  
**E1 R22 06300915**
  
11. Kurze Beschreibung des Visiers oder der Visiere:  
Brief description of visor(s):  
**Siehe Anlagen**  
**See enclosures**
  
12. Zur Genehmigung vorgelegt am:  
Submitted for approval on:  
**21.06.2022**



# Kraftfahrt-Bundesamt

DE-24932 Flensburg

3

Genehmigungsnummer: **E1\*22R06/01\*300921\*00**

Approval Number:

13. Technischer Dienst, der die Prüfungen für die Genehmigungen durchführt:  
Technical service responsible for conducting approval tests:  
**SGS-TÜV Saar GmbH**  
**DE-81379 München**
14. Datum des Gutachtens des Technischen Dienstes:  
Date of report issued by that service:  
**22.06.2022**
15. Nummer des Gutachtens des Technischen Dienstes:  
Number of report issued by that service:  
**HOM ECN T22/038-00**
16. Bemerkung(en):  
Remark(s):  
**Entfällt**  
**Not applicable**
17. Die Genehmigung wird **erteilt**  
Approval is **granted**
18. Ort: **DE-24932 Flensburg**  
Place:
19. Datum: **27.06.2022**  
Date:
20. Unterschrift: **Im Auftrag**  
Signature:

  
(D. Stieglitz)





# Kraftfahrt-Bundesamt

DE-24932 Flensburg

---

4

Genehmigungsnummer: **E1\*22R06/01\*300921\*00**

Approval Number:

21. Folgende mit der oben erwähnten Genehmigungsnummer versehene Dokumente sind auf Anforderung erhältlich:  
The following documents, bearing the approval number shown above, are available on request:

Anlagen:

Enclosures:

**Gemäß Inhaltsverzeichnis**

**According to index**



# Kraftfahrt-Bundesamt

DE-24932 Flensburg

Zu: E1\*22R06/01\*300921\*00

To:

**Erklärung über die Einhaltung der Anforderungen hinsichtlich der Übereinstimmung  
der Produktion gemäß dem Übereinkommen von 1958**  
**Statement of compliance with the conformity of the production requirements of the  
1958 Agreement**

1. Name des Herstellers:  
Manufacturer's name:  
**SHANGHAI HEHUI SAFETY PRODUCTS MANUFACTURE CO., LTD.**  
**CN-201401 Fengxian, Shanghai**
2. Datum der Anfangsbewertung:  
Date of the initial assessment:  
**30.09.2014**
3. Datum aller durchgeführten Überwachungstätigkeiten:  
Date of any surveillance activities:  
Aktenzeichen                      Datum der Begehung              Genehmigungsnummer  
Register number                  Date of inspection                  Approval number

CoP-Q:  
**Entfällt**  
**Not applicable**

CoP-P:		
<b>P-432-1-0042-10</b>	<b>18.05.2010</b>	<b>05300212</b>
<b>P-432-1-0100-10</b>	<b>15.06.2010</b>	<b>05300204</b>
<b>P-432-1-0140-11</b>	<b>20.09.2011</b>	<b>05300225</b>
<b>P-501697</b>	<b>27.06.2017</b>	<b>05300526, Erweiterung 04</b>



# Kraftfahrt-Bundesamt

DE-24932 Flensburg

---

Zu: **E1\*22R06/01\*300921\*00**

To:

## Inhaltsverzeichnis zu den Beschreibungsunterlagen Index to the information package

Ausgabedatum: **27.06.2022**                      Letztes Änderungsdatum: --  
Date of issue:    Last date of amendment:

Nebenbestimmungen und Rechtsbehelfsbelehrung  
Collateral clauses and instruction on right to appeal

Prüfbericht(e) Nr.:    Datum:  
Test report(s) No.:    Date:  
**HOM ECN T22/038-00**    **22.06.2022**

Beschreibungsbogen Nr.:    Datum:  
Information document No.:    Date:  
**R22-H586-00**    **15.03.2022**

Liste der Änderungen:    Datum:  
List of modifications:    Date:  
**Entfällt**  
**Not applicable**

R22 E1\*22R06/01\*300921\*00



# Kraftfahrt-Bundesamt

DE-24932 Flensburg

---

Nummer der Genehmigung: **E1\*22R06/01\*300921\*00**

- Anlage -

## Nebenbestimmungen und Rechtsbehelfsbelehrung

### Nebenbestimmungen

Jede Einrichtung, die dem genehmigten Typ entspricht, ist gemäß der angewendeten Vorschrift zu kennzeichnen.

Die Einzelerzeugnisse der reihenweisen Fertigung müssen mit den Genehmigungsunterlagen genau übereinstimmen. Änderungen an den Einzelerzeugnissen sind nur mit ausdrücklicher Zustimmung des Kraftfahrt-Bundesamtes gestattet.

Änderungen der Firmenbezeichnung, der Anschrift und der Fertigungsstätten sowie eines bei der Erteilung der Genehmigung benannten Zustellungsbevollmächtigten oder bevollmächtigten Vertreters sind dem Kraftfahrt-Bundesamt unverzüglich mitzuteilen.

Verstöße gegen diese Bestimmungen können zum Widerruf der Genehmigung führen und können überdies strafrechtlich verfolgt werden.

Die Genehmigung erlischt, wenn sie zurückgegeben oder entzogen wird, oder der genehmigte Typ den Rechtsvorschriften nicht mehr entspricht. Der Widerruf kann ausgesprochen werden, wenn die für die Erteilung und den Bestand der Genehmigung geforderten Voraussetzungen nicht mehr bestehen, wenn der Genehmigungsinhaber gegen die mit der Genehmigung verbundenen Pflichten - auch soweit sie sich aus den zu dieser Genehmigung zugeordneten besonderen Auflagen ergeben - verstößt oder wenn sich herausstellt, dass der genehmigte Typ den Erfordernissen der Verkehrssicherheit oder des Umweltschutzes nicht entspricht.

Das Kraftfahrt-Bundesamt kann jederzeit die ordnungsgemäße Ausübung der durch diese Genehmigung verliehenen Befugnisse, insbesondere die genehmigungsgerechte Fertigung sowie die Maßnahmen zur Übereinstimmung der Produktion, nachprüfen. Es kann zu diesem Zweck Proben entnehmen oder entnehmen lassen. Dem Kraftfahrt-Bundesamt und/oder seinen Beauftragten ist ungehinderter Zutritt zu Produktions- und Lagerstätten zu gewähren.

Die mit der Erteilung der Genehmigung verliehenen Befugnisse sind nicht übertragbar. Schutzrechte Dritter werden durch diese Genehmigung nicht berührt.

### Rechtsbehelfsbelehrung

Gegen diese Genehmigung kann innerhalb eines Monats nach Bekanntgabe Widerspruch erhoben werden. Der Widerspruch ist beim **Kraftfahrt-Bundesamt, Fördestraße 16, DE-24944 Flensburg**, schriftlich oder zur Niederschrift einzulegen.



# Kraftfahrt-Bundesamt

DE-24932 Flensburg

---

2

Approval No.: **E1\*22R06/01\*300921\*00**

- Attachment -

## **Collateral clauses and instruction on right to appeal**

### **Collateral clauses**

All equipment which corresponds to the approved type is to be identified according to the applied regulation.

The individual production of serial fabrication must be in exact accordance with the approval documents. Changes in the individual production are only allowed with express consent of the Kraftfahrt-Bundesamt.

Changes in the name of the company, the address and the manufacturing plant as well as one of the parties given the authority to delivery or authorised representative named when the approval was granted is to be immediately disclosed to the Kraftfahrt-Bundesamt.

Breach of this regulation can lead to recall of the approval and moreover can be legally prosecuted.

The approval expires if it is returned or withdrawn or if the type approved no longer complies with the legal requirements. The revocation can be made if the demanded requirements for issuance and the continuance of the approval no longer exist, if the holder of the approval violates the duties involved in the approval, also to the extent that they result from the assigned conditions to this approval, or if it is determined that the approved type does not comply with the requirements of traffic safety or environmental protection.

The Kraftfahrt-Bundesamt may check the proper exercise of the conferred authority taken from this approval at any time. In particular this means the compliant production as well as the measures for conformity of production. For this purpose samples can be taken or have taken. The employees or the representatives of the Kraftfahrt-Bundesamt may get unhindered access to the production and storage facilities.

The conferred authority contained with issuance of this approval is not transferable. Trade mark rights of third parties are not affected with this approval.

### **Instruction on right to appeal**

This approval can be appealed within one month after notification. The appeal is to be filed in writing or as a transcript at the **Kraftfahrt-Bundesamt, Fördestraße 16, DE-24944 Flensburg.**

---

# Technical Report

V00

Test standard:  
**ECE Regulation No. 22**

Level of amendment:  
**Supplement 1 to the 06 series of amendments**

Title:  
**Protective helmets and their visors**

---

Manufacturer:  
**SHANGHAI HEHUI SAFETY PRODUCTS MANUFACTURE CO., LTD.**

Type:  
**H586**

---

Subject of testing:  
Component

**0 General**

0.1	Make (trade name of manufacturer):	JUST1, ORIGINE, TORC, VCAN, Eldorado, J1, TANKED RACING, NITEK, ROCC, RJAYS, SCORPION, ROOK HELMETS, JOHNNY REB, GERMOT, LEVIOR, NEXO, CRAFT, SQ, protectWEAR, Hayder Motorcycles, AKIRA, römer, rueger-helmets, EOLE, KSK, 130R, AMOQ, CMS, FASTR, RAVEN, YOKO, W-TEC, HYPE HELMETS, BEFAST, PROGRIP, Bogotto, BIKE IT, ViPER, VPR, 3GO, 3GO Helmets, RSX, ZORAX, DEXTER, PROV, KENNY, Benelli, S-LINE, SWAP'S, GASOLINE, aprilia, MOTO GUZZI, PIAGGIO, VESPA, Z1R, SSY, Ajax
0.2	Type:	H586
0.2.1	Commercial description(s):	n.a.
0.3	Means of identification of type, if marked on the vehicle / component / technical unit:	refer to information document
0.3.1	Location of that marking:	refer to information document
0.4	Category of vehicle:	n.a.
0.5	Manufacturer's name and address:	SHANGHAI HEHUI SAFETY PRODUCTS MANUFACTURE CO., LTD. NO.8 FENGJIN ROAD XIDU INDUSTRIAL DEVELOPMENT ZONE FENGXIAN DISTRICT SHANGHAI CHINA
0.8	Name(s) and address(es) of assembly plant(s):	SHANGHAI HEHUI SAFETY PRODUCTS MANUFACTURE CO., LTD. NO.8 FENGJIN ROAD XIDU INDUSTRIAL DEVELOPMENT ZONE FENGXIAN DISTRICT SHANGHAI CHINA
0.9	Name and address of representative:	n.a.
	Location of the ECE approval mark:	refer to information document

R22 E1\*22R06/01\*300921\*00

**1 Test record**

See appendix

**2 Attachments**

2.1 List of modifications:

2.2 Information folder:

No.: R22-H586-00

Date of issue: 15.03.2022

**3 Statement of conformity:**

The information folder as mentioned under no. 2.2 and the type described therein are in compliance with the test standard mentioned above. With regard to the required level of performance to be achieved, the test specimen were representative for the type to be approved.

The tests were carried out in accordance to the relevant requirements of the

EN ISO/IEC 17025                       EN ISO/IEC 17020

**Test Laboratory**  
**SGS-TÜV Saar GmbH**

notified by

Kraftfahrt-Bundesamt (KBA),  
Federal Republic of Germany

National Standards  
Authority of Ireland (NSAI)

Rijksdienst voor het  
Wegverkeer (RDW),  
The Netherlands

**No. KBA - P 00084 – 10**

**No. 101**

**No. 99050064 00**

Responsible expert

Conformity check by




Lell Wu

Perry Li

Munich, 22.06.2022

This Technical Report shall be reproduced and published in full only and by the client only. It shall be reproduced partially with the written permission of the Test Laboratory only.

This document is issued by the Company subject to its General Conditions of Service ([www.sgsgroup.de/aqg](http://www.sgsgroup.de/aqg)). Attention is drawn to the limitations of liability, indemnification and jurisdictional issues established therein. This document is an original. If the document is submitted digitally, it is to be treated as an original within the meaning of UCP 600. Any holder of this document is advised that information contained hereon reflects the Company's findings at the time of its intervention only and within the limits of client's instructions, if any. The Company's sole responsibility is to its Client and this document does not exonerate parties to a transaction from exercising all their rights and obligations under the transaction documents. Any unauthorized alteration, forgery or falsification of the content or appearance of this document is unlawful and offenders may be prosecuted to the fullest extent of the law.

To assess the conformity, the laboratory refers to the "scope classification" of the Kraftfahrt-Bundesamt (KBA) – Federal Motor Transport Authority (in its valid version at the time of testing) and the specified consideration of the measurement uncertainty for the related test procedure.

In case the measurement uncertainty does not need to be considered according to the scope classification, the laboratory considers the result conform if its measured value is within the specification.

In case the measurement uncertainty does need to be considered according to the scope classification, the laboratory considers the result conform if its value incl. its measurement uncertainty is within the specification.

R22 E1\*22R06/01\*300921\*00

**Test record**

**1 Test object and measuring equipment**

**1.1 Test object**

- Protective helmet (without visor)
- Protective helmet (with visor)
- Visor (protective screen)
- Sun shield (additional tinted screen)

**1.1.1 Protective Helmet**

Type: H586  
 Sizes: XS(53/54), S(55/56), M(57/58), L(59/60), XL(61/62), XXL(63)  
 Helmet types:

- (J) Jet
- (P) Full face
- (NP) Jet
- (P/J) Modular helmet

**1.1.2 Visor**

Type: H-05  
 Refer to approval no.: E1 22R 06300917

**1.1.3 Sun shield**

Type: H271SV  
 Refer to approval no.: E1 22R 06300915

**1.1.4 Remarks:**

n.a.

**1.2 Equipments for measuring and testing:**

**1.2.1 Test equipment:**

The equipment and the test facilities on which the tests were carried out fulfilled the requirements of the ECE Regulation 22.06

**1.2.2 Measurement procedure:**

according to ECE Regulation No. 22.06

R22 E1\*22R06/01\*300921\*00

**2 Test Results**

**2.1 Protective helmet**

2.1.1 Marking (clause 4.1, 4.3, 4.4)

All required information, in accordance with the ECE R22.06, is given by the labels

- fulfilled
- Not fulfilled
- n.a.

2.1.2 Basic construction (clause 6.1)

Shell + Protective padding + Retention system

- fulfilled
- Not fulfilled
- n.a.

2.1.3 If fitted with non protective lower face cover (clause 6.2)

- Marked  
"Does not protect chin from impacts"
- Marked with symbol
- n.a.



2.1.4 Component or device (Clause 6.3)

Not cause injury and the helmet still complies with the regulation.

- fulfilled
- Not fulfilled
- n.a.

2.1.5 Extent of the protection (clauses 6.4, 6.5)

The shell and the protective padding cover all areas as required

- fulfilled
- Not fulfilled
- n.a.

2.1.6	Projections / irregularities / sharp edges (clauses 6.6 to 6.8)	<p>All external projections other than press-fasteners are smooth and adequately faired, all external projections which are not more than 2 mm above the outer surface of the shell, have a radius of more than 1 mm, all external projections which are more than 2 mm above the outer surface of the shell have a radius of more than 2 mm.</p> <p>All projections or irregularities in the outer surface of the shell which are higher than 2 mm, fulfill the requirements after the shear assessment test. The outer surface of the helmet fulfills the requirements after the friction assessment test.</p> <p>There are no inward-facing sharp edges on the inside of the helmet; rigid, projecting internal parts are covered with padding so that any stresses transmitted to the head are not highly concentrated.</p> <p> <input checked="" type="checkbox"/> fulfilled  <input type="checkbox"/> Not fulfilled  <input type="checkbox"/> n.a.         </p>
2.1.8	The various components (Clause 6.9)	<p>Not liable to become easily detached as a result of an impact</p> <p> <input checked="" type="checkbox"/> fulfilled  <input type="checkbox"/> Not fulfilled  <input type="checkbox"/> n.a.         </p>
2.1.9	Control/actuating device for the detachable or movable lower face cover (clause 6.12)	<p>Maintains the intended position, impossible incorrect handling, in red color.</p> <p> <input type="checkbox"/> fulfilled  <input type="checkbox"/> Not fulfilled  <input checked="" type="checkbox"/> n.a.         </p>

R22 E1\*22R06/01\*300921\*00

2.1.10	Characteristics of the materials (Clause 6.13)	<input type="checkbox"/> fulfilled <input type="checkbox"/> Not fulfilled <input checked="" type="checkbox"/> n.a.
2.1.11	No breakage or deformation after tests (Clause 6.14)	<input checked="" type="checkbox"/> fulfilled <input type="checkbox"/> Not fulfilled <input type="checkbox"/> n.a.
2.1.12	Peripheral vision (clause 6.15)	
	Horizontal ( $\geq 105^\circ$ ):	<input checked="" type="checkbox"/> fulfilled <input type="checkbox"/> Not fulfilled <input type="checkbox"/> n.a.
	Upwards ( $\geq 7^\circ$ ):	<input checked="" type="checkbox"/> fulfilled <input type="checkbox"/> Not fulfilled <input type="checkbox"/> n.a.
	Downwards ( $\geq 45^\circ$ ):	<input checked="" type="checkbox"/> fulfilled <input type="checkbox"/> Not fulfilled <input type="checkbox"/> n.a.
2.1.13	Conspicuity marking (clause 6.18)	<input type="checkbox"/> fulfilled <input type="checkbox"/> Not fulfilled <input checked="" type="checkbox"/> n.a.

2.1.14 Std Linear Impact  
(clause 7.3)

x	fulfilled
	Not fulfilled
	n.a.

Size: 63 cm

Test Head Form: O (625 mm)

Helmet No.	Condition	Test anvil	Test site	Velocity (m/s)	Peak 'G ≤275g	HIC ≤2400
XXL-1	Ambient-temperature and Hygrometry Conditioning	Kerbstone	B	7.59	123.1	900
		Kerbstone	X	7.58	137.8	998
		Flat	P	7.60	155.2	1227
		Flat	R	7.60	153.6	1186
XXL-2	Ambient-temperature and Hygrometry Conditioning	Flat	B	7.61	160.4	1223
		Flat	X	7.61	196.3	1575
		Kerbstone	P	7.60	128.7	1027
		Kerbstone	R	7.58	123.5	851
XXL-3	Heat Conditioning	Kerbstone	B	7.57	124.1	937
		Kerbstone	X	7.60	143.8	1042
		Kerbstone	P	7.60	132.5	1055
		Kerbstone	R	7.59	123.3	863
XXL-4	Low-temperature Conditioning	Flat	B	7.58	162.4	1153
		Flat	X	7.57	207.1	1692
		Flat	P	7.60	161.0	1111
		Flat	R	7.58	160.3	1115
XXL-5	Ultraviolet-radiation Conditioning and Moisture Conditioning.	Kerbstone	B	7.60	127.2	860
		Flat	X	7.59	211.3	1619
		Flat	P	7.61	162.5	1189
		Kerbstone	R	7.61	115.7	844

Size: 59/60 cm

Test Head Form: M (605 mm)

Helmet No.	Condition	Test anvil	Test site	Velocity (m/s)	Peak 'G ≤275g	HIC ≤2400
L-1	Heat Conditioning	Kerbstone	B	7.60	147.8	1028
		Kerbstone	X	7.61	168.3	1316
		Kerbstone	P	7.59	138.6	945
		Kerbstone	R	7.62	126.4	838
L-2	Low-temperature Conditioning	Flat	B	7.60	207.3	1937
		Flat	X	7.59	204.8	1884
		Flat	P	7.58	172.1	1326
		Flat	R	7.60	180.5	1405

Size: 57/58 cm

Test Head Form: J (575 mm)

Helmet No.	Condition	Test anvil	Test site	Velocity (m/s)	Peak 'G $\leq 275g$	HIC $\leq 2400$
M-1	Ambient-temperature and Hygrometry Conditioning	Kerbstone	B	7.58	139.6	972
		Kerbstone	X	7.60	171.2	1382
		Flat	P	7.60	168.3	1775
		Flat	R	7.57	175.1	1559
M-2	Ambient-temperature and Hygrometry Conditioning	Flat	B	7.61	188.4	1305
		Flat	X	7.62	203.6	1658
		Kerbstone	P	7.59	149.5	1084
		Kerbstone	R	7.57	144.2	1052
M-3	Heat Conditioning	Kerbstone	B	7.60	137.8	1053
		Kerbstone	X	7.58	167.1	1253
		Kerbstone	P	7.57	145.3	1084
		Kerbstone	R	7.60	124.6	898
M-4	Low-temperature Conditioning	Flat	B	7.58	201.2	1786
		Flat	X	7.61	207.4	1795
		Flat	P	7.62	163.1	1303
		Flat	R	7.60	190.5	1650
M-5	Ultraviolet-radiation Conditioning and Moisture Conditioning.	Kerbstone	B	7.58	131.2	996
		Flat	X	7.59	198.4	1666
		Flat	P	7.60	174.1	1761
		Kerbstone	R	7.58	128.6	899

Size: 53/54 cm

Test Head Form: E (535 mm)

Helmet No.	Condition	Test anvil	Test site	Velocity (m/s)	Peak 'G $\leq 275g$	HIC $\leq 2400$
XS-1	Heat Conditioning	Kerbstone	B	7.58	162.5	1290
		Kerbstone	X	7.60	162.3	1285
		Kerbstone	P	7.59	143.2	999
		Kerbstone	R	7.60	152.1	1047
XS-2	Low-temperature Conditioning	Flat	B	7.61	230.4	2280
		Flat	X	7.58	216.7	1908
		Flat	P	7.61	189.4	1826
		Flat	R	7.59	151.8	1336

2.1.15 Linear Extra Point Impact  
(clause 7.3)

x	fulfilled
	Not fulfilled
	n.a.

Size: 63 cm

Test Head Form: O (625 mm)

Helmet No.	Condition	Test anvil	Test site	Velocity (m/s)	Peak 'G ≤275g	HIC ≤2400
XXL-6	Ambient-temperature and Hygrometry Conditioning	Kerbstone	BXL	7.62	134.5	984
		Kerbstone	RXPL	7.60	156.3	1194
		Kerbstone	RXR	7.62	130.4	866
		Kerbstone	BXP	7.61	150.1	1020
XXL-7	Ambient-temperature and Hygrometry Conditioning	Flat	BXL	7.62	190.2	1745
		Flat	RXPL	7.60	205.8	2027
		Flat	RXR	7.61	181.3	1403
		Flat	BXP	7.62	174.2	1303

Size: 57/58 cm

Test Head Form: J (575 mm)

Helmet No.	Condition	Test anvil	Test site	Velocity (m/s)	Peak 'G ≤275g	HIC ≤2400
M-6	Ambient-temperature and Hygrometry Conditioning	Kerbstone	BXL	7.59	144.3	1132
		Kerbstone	RXPL	7.61	160.2	1239
		Kerbstone	RXR	7.62	252.8	1518
		Kerbstone	BXP	7.61	127.3	812
M-7	Ambient-temperature and Hygrometry Conditioning	Flat	BXL	7.59	198.6	2052
		Flat	RXPL	7.61	222.4	2120
		Flat	RXR	7.58	171.5	1319
		Flat	BXP	7.60	184.3	1448

2.1.16 Linear Hi/Low Energy Impact  
(clause 7.3)

x	fulfilled
	Not fulfilled
	n.a.

Size: 63 cm

Test Head Form: O (625 mm)

Helmet No.	Condition	Test anvil	Test site	Velocity (m/s)	Peak 'G ≤180g	HIC ≤1300
XXL-8	Ambient-temperature and Hygrometry Conditioning	Flat	B	6.01	143.7	741
		Flat	X	6.02	147.1	875
		Flat	P	6.02	94.5	436
		Flat	R	6.01	130.2	722

Size: 63 cm

Test Head Form: O (625 mm)

Helmet No.	Condition	Test anvil	Test site	Velocity (m/s)	Peak 'G ≤275g	HIC ≤2880
XXL-9	Ambient-temperature and Hygrometry Conditioning	Flat	B	8.22	172.6	1465
		Flat	X	8.23	248.3	2236
		Flat	P	8.22	177.2	1915
		Flat	R	8.21	204.5	2079

Size: 57/58 cm

Test Head Form: J (575 mm)

Helmet No.	Condition	Test anvil	Test site	Velocity (m/s)	Peak 'G ≤180g	HIC ≤1300
M-8	Ambient-temperature and Hygrometry Conditioning	Flat	B	6.01	156.3	982
		Flat	X	6.02	152.1	865
		Flat	P	6.01	151.8	1065
		Flat	R	6.00	116.4	604

Size: 57/58 cm

Test Head Form: J (575 mm)

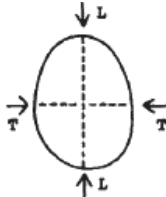
Helmet No.	Condition	Test anvil	Test site	Velocity (m/s)	Peak 'G ≤275g	HIC ≤2880
M-9	Ambient-temperature and Hygrometry Conditioning	Flat	B	8.23	207.4	1906
		Flat	X	8.21	227.6	1977
		Flat	P	8.22	217.3	2457
		Flat	R	8.24	164.5	1386

2.1.17 Test method for projections and surface friction  Procedure A (7.4.1)  
 Procedure B (7.4.2)

Helmet No.	Condition	Helmet Size (cm)	Projections	Friction
M-14	Ambient-temperature and Hygrometry Conditioning	57/58	Pass	Pass

2.1.18 Test for Projections of the Category P/J with Movable Lower Face Cover (clause 7.4.3)  fulfilled  
 Not fulfilled  
 n.a.

2.1.19 Rigidity test (clause 7.5)  fulfilled  
 Not fulfilled  
 n.a.



Helmet No.	Condition	Helmet Size (cm)	Direction	Max. deformation (≤ 40 mm)	Residual deformation (≤ 15 mm)
XXL-12	Ambient-temperature and Hygrometry Conditioning	63	Longitudinal axis	14.8	1.9
XXL-13	Ambient-temperature and Hygrometry Conditioning	63	Transverse axis	12.8	1.3
M-12	Ambient-temperature and Hygrometry Conditioning	57/58	Longitudinal axis	18.4	2.8
M-13	Ambient-temperature and Hygrometry Conditioning	57/58	Transverse axis	12.1	1.1

2.1.20 Oblique Impact test  
(clause 7.13)

x	fulfilled
	Not fulfilled
	n.a.

Size: 63 cm

Test Head Form: O (625 mm)

Helmet No.	Condition	Test anvil	Test site	Velocity (m/s)	PRA $\leq 10400$ rad/s <sup>2</sup>	BrIC $\leq 0.78$
XXL-10	Ambient-temperature and Hygrometry Conditioning	45° Anvil	Front lateral right (45°)	8.08	1863	0.36
			Rear (180°)	8.06	2035	0.34
			Lateral left (270°)	8.10	2547	0.42
XXL-11			Front (0°)	8.11	1637	0.32
			Rear lateral right (135°)	8.05	2003	0.35

Size: 57/58 cm

Test Head Form: J (575 mm)

Helmet No.	Condition	Test anvil	Test site	Velocity (m/s)	PRA $\leq 10400$ rad/s <sup>2</sup>	BrIC $\leq 0.78$
M-10	Ambient-temperature and Hygrometry Conditioning	45° Anvil	Front lateral right (45°)	8.10	2937	0.36
			Rear (180°)	8.05	2556	0.28
			Lateral left (270°)	8.08	3048	0.38
M-11			Front (0°)	8.12	1863	0.29
			Rear lateral right (135°)	8.06	2522	0.41

**2.2 Retention system**

2.2.1	The retention system is protected from abrasion (clause 6.10)	<input checked="" type="checkbox"/> fulfilled <input type="checkbox"/> Not fulfilled <input type="checkbox"/> n.a.
2.2.2	Chin strap (clause 6.11.1, 6.11.2)	The width of the chin strap is more than 20 mm under load of 150 N and it doesn't include a chin-cup.  <input checked="" type="checkbox"/> fulfilled <input type="checkbox"/> Not fulfilled <input type="checkbox"/> n.a.
2.2.3	Adjustment device (clause 6.11.3)	The retention system includes a device to adjust and maintain tension.  <input checked="" type="checkbox"/> fulfilled <input type="checkbox"/> Not fulfilled <input type="checkbox"/> n.a.
2.2.4	Fastening devices (clauses 6.11.4 to 6.11.9)	The requirements for fastening devices and release mechanisms are in accordance to the requirements of the test standard.  <input checked="" type="checkbox"/> fulfilled <input type="checkbox"/> Not fulfilled <input type="checkbox"/> n.a.
2.2.5	Pulling flap (clauses 6.11.6)	In red and its dimensions more than 10 x 20mm  <input checked="" type="checkbox"/> fulfilled <input type="checkbox"/> Not fulfilled <input type="checkbox"/> n.a.

R22 E1\*22R06/01\*300921\*00

2.2.6 Dynamic Test of the Retention System (clause 7.6)  fulfilled  
 Not fulfilled  
 n.a.

Helmet No.	Condition	Helmet Size (cm)	Dynamic displacement (≤ 35 mm)	Residual displacement (≤ 25 mm)
L-3	Ambient-temperature and Hygrometry Conditioning	59/60	31.4	12.8
XS-3	Ambient-temperature and Hygrometry Conditioning	53/54	32.0	14.4

2.2.7 Retention (detaching) test (clause 7.7)  fulfilled  
 Not fulfilled  
 n.a.

Helmet No.	Condition	Helmet Size (cm)	Movement of the reference line (≤ 30°)	
			Backward	Frontward
L-3	Ambient-temperature and Hygrometry Conditioning	59/60	25°	5°
XS-3	Ambient-temperature and Hygrometry Conditioning	53/54	29°	8°

2.2.8 Micro-slip test of the chin strap (clause 7.10)  fulfilled  
 Not fulfilled  
 n.a.

Slippage of chin strap: (≤ 10mm): <5 mm

2.2.9 Chin strap, resistance to abrasion test (clause 7.11)  fulfilled  
 Not fulfilled  
 n.a.

R22 E1\*22R06/01\*300921\*00

2.2.9.1	Chin strap, withstand a tension of 3 kN (clause 7.11.5)	<input checked="" type="checkbox"/> fulfilled <input type="checkbox"/> Not fulfilled <input type="checkbox"/> n.a.
2.2.10	Retention systems relying on quick-release mechanisms (clause 7.12)	
2.2.10.1	Inadvertent release by pressure (clause 7.12.1)	<input type="checkbox"/> fulfilled <input type="checkbox"/> Not fulfilled <input checked="" type="checkbox"/> n.a.
2.2.10.2	Ease of release (clause 7.12.2)	<input checked="" type="checkbox"/> fulfilled <input type="checkbox"/> Not fulfilled <input type="checkbox"/> n.a.
2.2.10.3	Durability of quick-release mechanisms (clause 7.12.3)	<input checked="" type="checkbox"/> fulfilled <input type="checkbox"/> Not fulfilled <input type="checkbox"/> n.a.
<b>2.3</b>	<b>Visor</b>	<input type="checkbox"/> n.a. (no) <input checked="" type="checkbox"/> n.a. (separately approved)
		Refer to approval no.: E1 22R 06300917
<b>2.4</b>	<b>Sun shield</b>	<input type="checkbox"/> n.a. (no) <input checked="" type="checkbox"/> n.a. (separately approved)
		Refer to approval no.: E1 22R 06300915

**2.5 Information for wearers**  
(clauses 14.1 to 14.6)

2.5.1 Every protective helmet placed on the market shall bear a clearly visible label with the following inscription in the national language, or at least one of the national languages, of the country of destination:

<input checked="" type="checkbox"/>	fulfilled
<input type="checkbox"/>	Not fulfilled
<input type="checkbox"/>	n.a.

*"For adequate protection, this helmet must fit closely and be securely attached. Any helmet that has sustained a violent impact should be replaced"*

and, if fitted with a non protective lower face cover:

<input type="checkbox"/>	fulfilled
<input type="checkbox"/>	Not fulfilled
<input checked="" type="checkbox"/>	n.a.

*"Does not protect chin from impacts"*

together with the symbol indicating the unsuitability of the lower face cover to offer any protection against impacts to the chin

2.5.2 and, if hydrocarbons, cleaning fluids, paints, transfers or other extraneous additions affect the shell material adversely

<input checked="" type="checkbox"/>	fulfilled
<input type="checkbox"/>	Not fulfilled
<input type="checkbox"/>	n.a.

*"'Warning' - Do not apply paint, stickers, petrol or other solvents to this helmet"*

2.5.3 Every protective helmet shall be clearly marked with its size and its maximum weight, to the nearest 50 grammes, as placed on the market. The maximum weight quoted should include all the accessories that are supplied with the helmets, within the packaging, as it is placed on the market, whether or not those accessories have actually been fitted to the helmet.

<input checked="" type="checkbox"/>	fulfilled
<input type="checkbox"/>	Not fulfilled
<input type="checkbox"/>	n.a.

- |         |   |  |
|---------|---|--|
| 2.5.4   | Every protective helmet offered for sale shall bear a label showing the type or types of visor that have been approved at the manufacturer's request.   | <input checked="" type="checkbox"/> fulfilled<br><input type="checkbox"/> Not fulfilled<br><input type="checkbox"/> n.a. |
| 2.5.5   | Every visor offered for sale shall bear a label showing the types of protective helmet for which it has been approved   | <input checked="" type="checkbox"/> fulfilled<br><input type="checkbox"/> Not fulfilled<br><input type="checkbox"/> n.a. |
| 2.5.6   | Every visor placed on the market with a protective helmet shall be accompanied by information in the national language, or in at least one of the national languages, of the country of destination. This information shall contain:  |  |
| 2.5.6.1 | General Instruction for Storage and Care  | <input checked="" type="checkbox"/> fulfilled<br><input type="checkbox"/> Not fulfilled<br><input type="checkbox"/> n.a. |
| 2.5.6.2 | Specific instructions for cleaning and their notice of use. These instructions shall include a warning regarding the dangers of using unsuitable agents for cleaning (such as solvents), especially if abrasion resistant coatings are to be preserved.   | <input checked="" type="checkbox"/> fulfilled<br><input type="checkbox"/> Not fulfilled<br><input type="checkbox"/> n.a. |
| 2.5.6.3 | Advice as to the suitability of the visor for use in conditions of poor visibility and during the hours of darkness. The following warning shall be included:<br>Visors with the marking indicating "daytime use only" are not suitable for use during the hours of darkness or in conditions of poor visibility. | <input checked="" type="checkbox"/> fulfilled<br><input type="checkbox"/> Not fulfilled<br><input type="checkbox"/> n.a. |
| 2.5.6.4 | If appropriate, the following warning shall also be included<br>The fastening of this visor is such that it will not be possible to remove it instantly from the line of sight with one hand should an emergency (such as headlamp  | <input type="checkbox"/> fulfilled<br><input type="checkbox"/> Not fulfilled<br><input checked="" type="checkbox"/> n.a. |

glare or misting) occur.

2.5.6.5 If the visor is MIST RETARDANT approved it may be indicated

<input type="checkbox"/>	fulfilled
<input type="checkbox"/>	Not fulfilled
<input checked="" type="checkbox"/>	n.a.

2.5.6.6 Instructions regarding the detention of obsolescence

<input checked="" type="checkbox"/>	fulfilled
<input type="checkbox"/>	Not fulfilled
<input type="checkbox"/>	n.a.

**3 Other information**

Place of testing: SGS CSTC Guangzhou, P.R. China

Date of testing: From 01.06.2022 to 21.06.2022

**4 Remarks:** ---



### List of modifications

- |   |                  |      |
|---|------------------|------|
| 1 | Correction of:   | n.a. |
| 2 | Modification of: | n.a. |
| 3 | Addition of:     | n.a. |
| 4 | Deletion of:     | n.a. |

# INFORMATION DOCUMENT

No.: R22-H586-00



**SHANGHAI HEHUI SAFETY PRODUCTS MANUFACTURE CO., LTD.**

**TYPE: H586**

Protective helmet  
pursuant to

**Regulation No. 22**

UNIFORM PROVISIONS CONCERNING THE APPROVAL OF  
PROTECTIVE HELMETS AND THEIR VISORS FOR DRIVERS AND  
PASSENGERS OF MOTORCYCLES AND MOPEDS

Signature of a responsible person:

A handwritten signature in black ink, appearing to be "J. Y. Zhang".

Date: 15.03.2022



Type : H586  
 Manufacture : SHANGHAI HEHUI SAFETY PRODUCTS  
 MANUFACTURE CO., LTD.

Date:15.03.2022

Page 2 of 18

**0 GENERAL INFORMATION**

- 0.1 Make (trade name of manufacturer) : JUST1, ORIGINE, TORC, VCAN, Eldorado, J1, TANKED RACING, NITEK, ROCC, RJAYS, SCORPION, ROOK HELMETS, JOHNNY REB, GERMOT, LEVIOR, NEXO, CRAFT, SQ, protectWEAR, Hayder Motorcycles, AKIRA, römer, rueger-helmets, EOLE, KSK,130R, AMOQ, CMS, FASTR, RAVEN, YOKO,W-TEC, HYPE HELMETS, BEFAST, PROGRIP, Bogotto, BIKE IT, VIPER, VPR, 3GO, 3GO Helmets, RSX, ZORAX, DEXTER, PROV, KENNY, Benelli, S-LINE, SWAP'S, GASOLINE, aprilia, MOTO GUZZI, PIAGGIO, VESPA, Z1R, SSY, Ajax
- 0.2 Type : H586
- 0.2.1 Commercial description(s) : n.a.
- 0.3 Variants / Versions : n.a.
- 0.4 Name and address of manufacturer : SHANGHAI HEHUI SAFETY PRODUCTS  
 MANUFACTURE CO., LTD.  
 NO.8 FENGJIN ROAD XIDU INDUSTRIAL  
 DEVELOPMENT ZONE FENGXIAN DISTRICT  
 SHANGHAI CHINA
- 0.5 Name and address of assembly plant : SHANGHAI HEHUI SAFETY PRODUCTS  
 MANUFACTURE CO., LTD.  
 NO.8 FENGJIN ROAD XIDU INDUSTRIAL  
 DEVELOPMENT ZONE FENGXIAN DISTRICT  
 SHANGHAI CHINA
- 0.6 Name and address of manufacturer's authorized representative (if any) : n.a.
- 0.7 Location and method of affixing of the international approval mark : Marked in a label sewn on the retention system,  
 See Annex 5

**1 TECHNICAL DESCRIPTION**

- 1.1 Description of the helmet
  - 1.1.1 Type of helmet : Half face
  - 1.1.2 Type of lower face cover : "J" none
  - 1.1.3 Size(s) (cm) : XS(53/54), S(55/56), M(57/58), L(59/60), XL(61/62), XXL(63)
  - 1.1.4 Drawing of the helmet : See Annex 1
- 1.2 Description of the visor : Type: H-05  
 Refer to approval no.: E1 22R 06300917
- 1.3 Description of the sun shield : Type: H271SV  
 Refer to approval no.: E1 22R 06300915
- 1.4 Description of the shell
  - 1.4.1 Material : ABS
  - 1.4.2 Manufacture method : By Injection
  - 1.4.3 Ventilation : See Annex 1
  - 1.4.4 Composition of the border join on the shell : PVC
  - 1.4.5 Drawing of the shell : See Annex 2

R22 E1\*22R06/01\*300921\*00



Type : H586  
 Manufacture : SHANGHAI HEHUI SAFETY PRODUCTS  
 MANUFACTURE CO., LTD.

Date:15.03.2022

Page 3 of 18

1.5 Description of protective padding

1.5.1 Composition : EPS

1.5.2 Density and weight :

Size (cm)	Shell size	Comfort padding thickness +Top Zone (mm)	EPS Density Main + Top + Ear + Mouth (Kg/m <sup>3</sup> )	EPS Padding Thickness (mm)	Main EPS Weight Main + Top + Ear + Mouth (grams)
XS(53/54)	M	14	55+23+55	28.2-43	90+40+9
S(55/56)	M	12	55+23+55	28.2-43	90+40+9
M(57/58)	M	10	55+23+55	28.2-43	90+40+9
L(59/60)	XL	14	55+25+55	29.3-43	90+57+10
XL(61/62)	XL	12	55+25+55	29.3-43	90+57+10
XXL(63)	XL	10	55+25+55	29.3-43	90+57+10

1.5.3 Drawing of the protective padding : See Annex 3

1.6 Description of comfort padding

1.6.1 Composition of  
 Comfort padding : Compound sponge  
 Comfort tissue : Compound cloth  
 Protection of the back of the nape : Compound sponge  
 Lateral packing : EPS and compound sponge  
 Lower face cover : n.a.

1.6.2 Drawing of the comfort padding : See Annex 4

1.7 Description of the retention system

1.7.1 Chin strap

Material : Nylon Belt

Width : 22±1 mm

1.7.2 Retention system : Quick release buckle

1.7.3 Comfort padding of the retention system

Composition : Leather and fabric

Thickness : 2 mm

1.7.4 Anchorage system to the shell : By a metallic piece fitted to the internal part of the shell by a rivet

1.7.5 Drawing of the retention system : see Annex 5

1.8 Other Characteristics

1.8.1 Markings

Make : Outer shell, different location depending on makers

Weight : Rear part of the shell

Size : Rear part of the shell

1.8.2 Indelible marking

How it is made : By sewing

Position : On the chin strap

1.9 Accessories

1.9.1 Peak : n.a.

1.9.2 Information for wearer

1.9.2.1 Text : see Annex 6

1.9.2.2 Position : Weave inside rear part of the padding

R22 E1\*22R06/01\*300921\*00



Type : H586  
Manufacture : SHANGHAI HEHUI SAFETY PRODUCTS  
MANUFACTURE CO., LTD.

Date:15.03.2022

Page 4 of 18

---

**ANNEXS**

Annex 1	Drawing of the helmet	15.03.2022
Annex 2	Drawing of the shell	15.03.2022
Annex 3	Drawing of the protective padding	15.03.2022
Annex 4	Drawing of the comfort padding	15.03.2022
Annex 5	Drawing of the retention system	15.03.2022
Annex 6	Information for wearer	15.03.2022

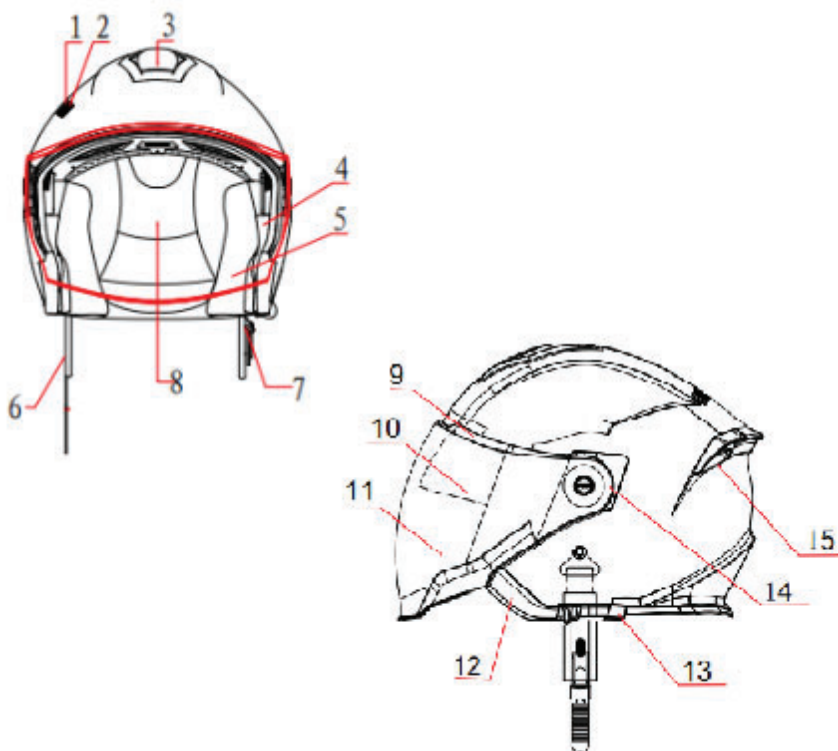


Type : H586  
 Manufacture : SHANGHAI HEHUI SAFETY PRODUCTS  
 MANUFACTURE CO., LTD.

Date:15.03.2022

Page 5 of 18

Annex 1: Drawing of the helmet



Number	Name	Material	Number	Name	Material
1	Shell	ABS	8	Comfort Padding	Compound Sponge + Cloth
2	Protective Padding	EPS	10	Sun Shield	PC
3	Front Vent	PC	11	Visor	PC
4	Protective Padding	EPS	12	Bottom Trimming	PVC
5	Ear Comfort Padding	Compound Sponge + Cloth +PP	13	Sun Shield Mechanism	POM
6	Chin Strap (Right)	Nylon	14	Visor Mechanism	PC
7	Chin Strap (Left)	Nylon	15	Rear Vent	PC
<b>Description</b>	H586 Helmet		<b>Code No.:</b>	H586	
<b>Manufacturer:</b>	SHANGHAI HEHUI SAFETY PRODUCTS MANUFACTURE CO., LTD.				
<b>Address:</b>	NO.8 FENGJIN ROAD XIDU INDUSTRIAL DEVELOPMENT ZONE FENGXIAN DISTRICT SHANGHAI CHINA				
<b>Drawn by:</b>	Tang Kunrong	<b>Checked by:</b>	Zhu Yong	<b>Approved by:</b>	Zhu Xuegang
<b>Date:</b>	15.03.2022	<b>Date:</b>	15.03.2022	<b>Date:</b>	15.03.2022

R22 E1\*22R06/01\*300921\*00

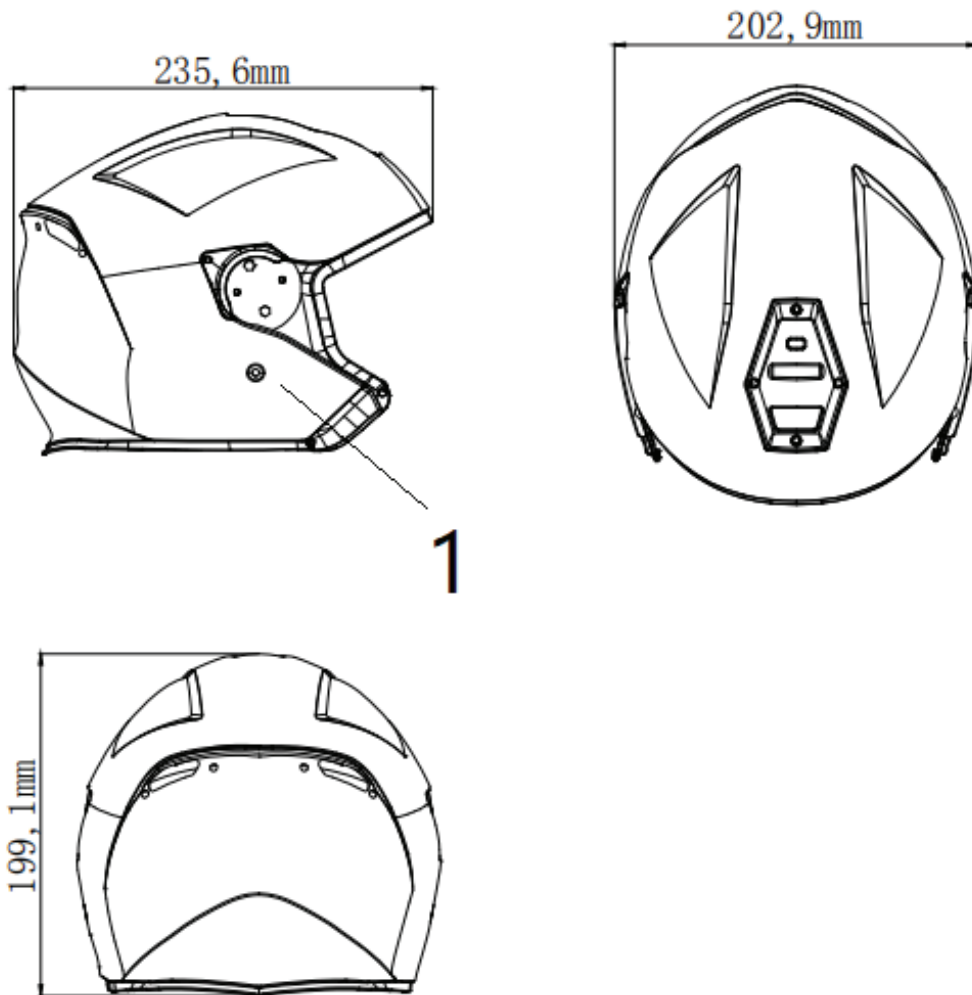


Type : H586  
 Manufacture : SHANGHAI HEHUI SAFETY PRODUCTS  
 MANUFACTURE CO., LTD.

Date:15.03.2022

Page 6 of 18

Annex 2: Drawing of the shell



Unit: mm

Number	Name	Material	Number	Name	Material
1	Shell	ABS			
<b>Description</b>	H586 Medium Shell		<b>Code No.:</b>	H586.1-M	
<b>Manufacturer:</b>	SHANGHAI HEHUI SAFETY PRODUCTS MANUFACTURE CO., LTD.				
<b>Address:</b>	NO.8 FENGJIN ROAD XIDU INDUSTRIAL DEVELOPMENT ZONE FENGXIAN DISTRICT SHANGHAI CHINA				
<b>Drawn by:</b>	Tang Kunrong	<b>Checked by:</b>	Zhu Yong	<b>Approved by:</b>	Zhu Xuegang
<b>Date:</b>	15.03.2022	<b>Date:</b>	15.03.2022	<b>Date:</b>	15.03.2022

R22 E1\*22R06/01\*300921\*00

INFORMATION DOCUMENT

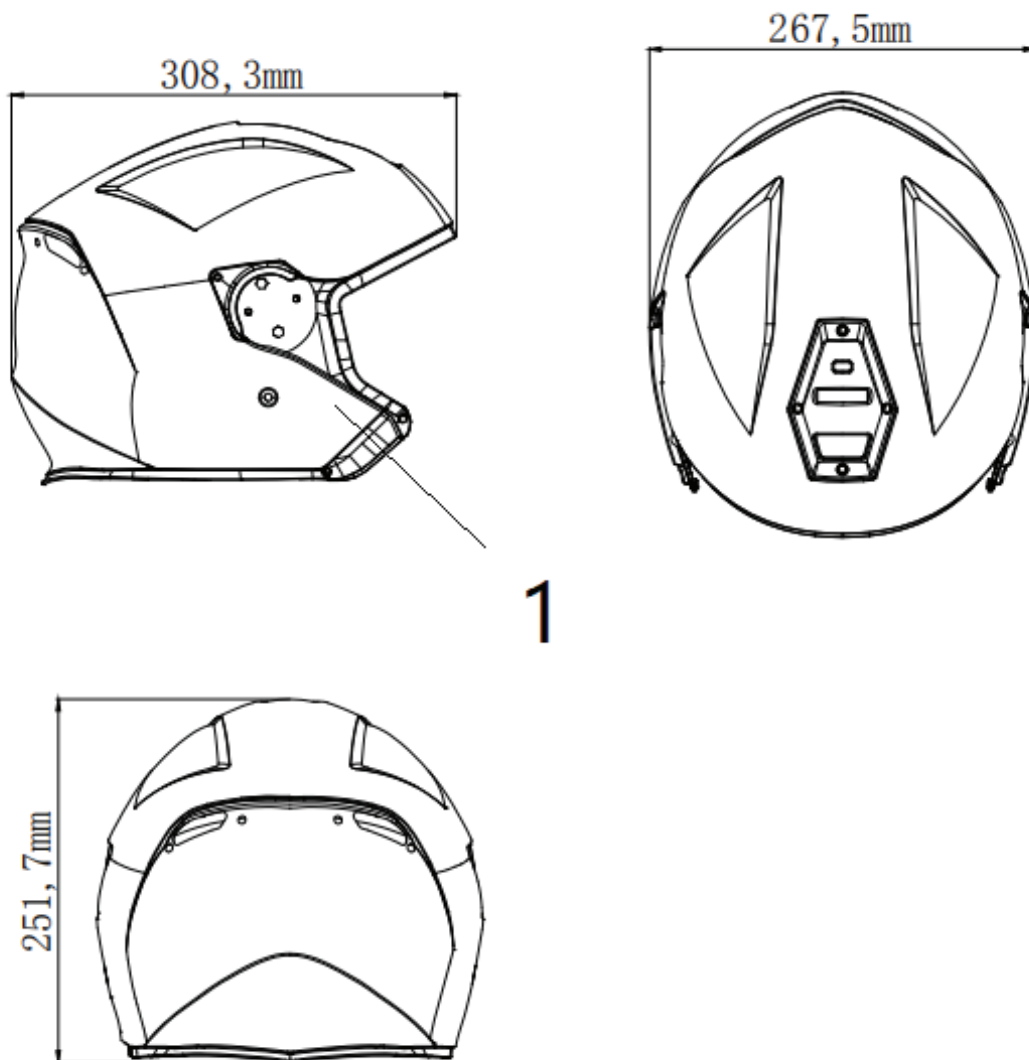
R22-H586-00



Type : H586  
 Manufacture : SHANGHAI HEHUI SAFETY PRODUCTS  
 MANUFACTURE CO., LTD.

Date:15.03.2022

Page 7 of 18



Unit: mm

Number	Name	Material	Number	Name	Material
1	Shell	ABS			
<b>Description</b>	H586 X-Large Shell		<b>Code No.:</b>	H586.1-XL	
<b>Manufacturer:</b>	SHANGHAI HEHUI SAFETY PRODUCTS MANUFACTURE CO., LTD.				
<b>Address:</b>	NO.8 FENGJIN ROAD XIDU INDUSTRIAL DEVELOPMENT ZONE FENGXIAN DISTRICT SHANGHAI CHINA				
<b>Drawn by:</b>	Tang Kunrong	<b>Checked by:</b>	Zhu Yong	<b>Approved by:</b>	Zhu Xuegang
<b>Date:</b>	15.03.2022	<b>Date:</b>	15.03.2022	<b>Date:</b>	15.03.2022

R22 E1\*22R06/01\*300921\*00

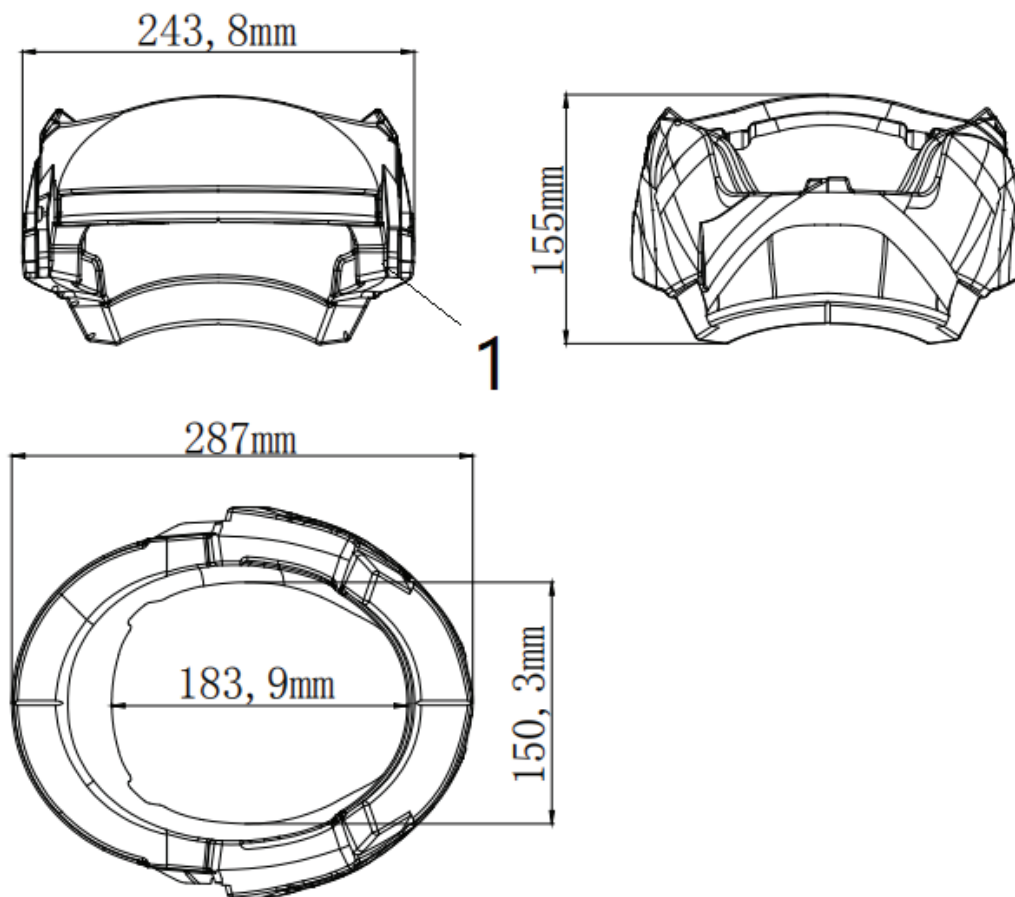


Type : H586  
 Manufacture : SHANGHAI HEHUI SAFETY PRODUCTS  
 MANUFACTURE CO., LTD.

Date:15.03.2022

Page 8 of 18

Annex 3: Drawing of the protective padding



Unit: mm

Number	Name	Material	Number	Name	Material
1	Main Protective Padding	EPS			
<b>Description</b>	H586 Medium Main Protective Padding		<b>Code No.:</b>	H586.2-M	
<b>Manufacturer:</b>	SHANGHAI HEHUI SAFETY PRODUCTS MANUFACTURE CO., LTD.				
<b>Address:</b>	NO.8 FENGJIN ROAD XIDU INDUSTRIAL DEVELOPMENT ZONE FENGXIAN DISTRICT SHANGHAI CHINA				
<b>Drawn by:</b>	Tang Kunrong	<b>Checked by:</b>	Zhu Yong	<b>Approved by:</b>	Zhu Xuegang
<b>Date:</b>	15.03.2022	<b>Date:</b>	15.03.2022	<b>Date:</b>	15.03.2022

R22 E1\*22R06/01\*300921\*00

INFORMATION DOCUMENT

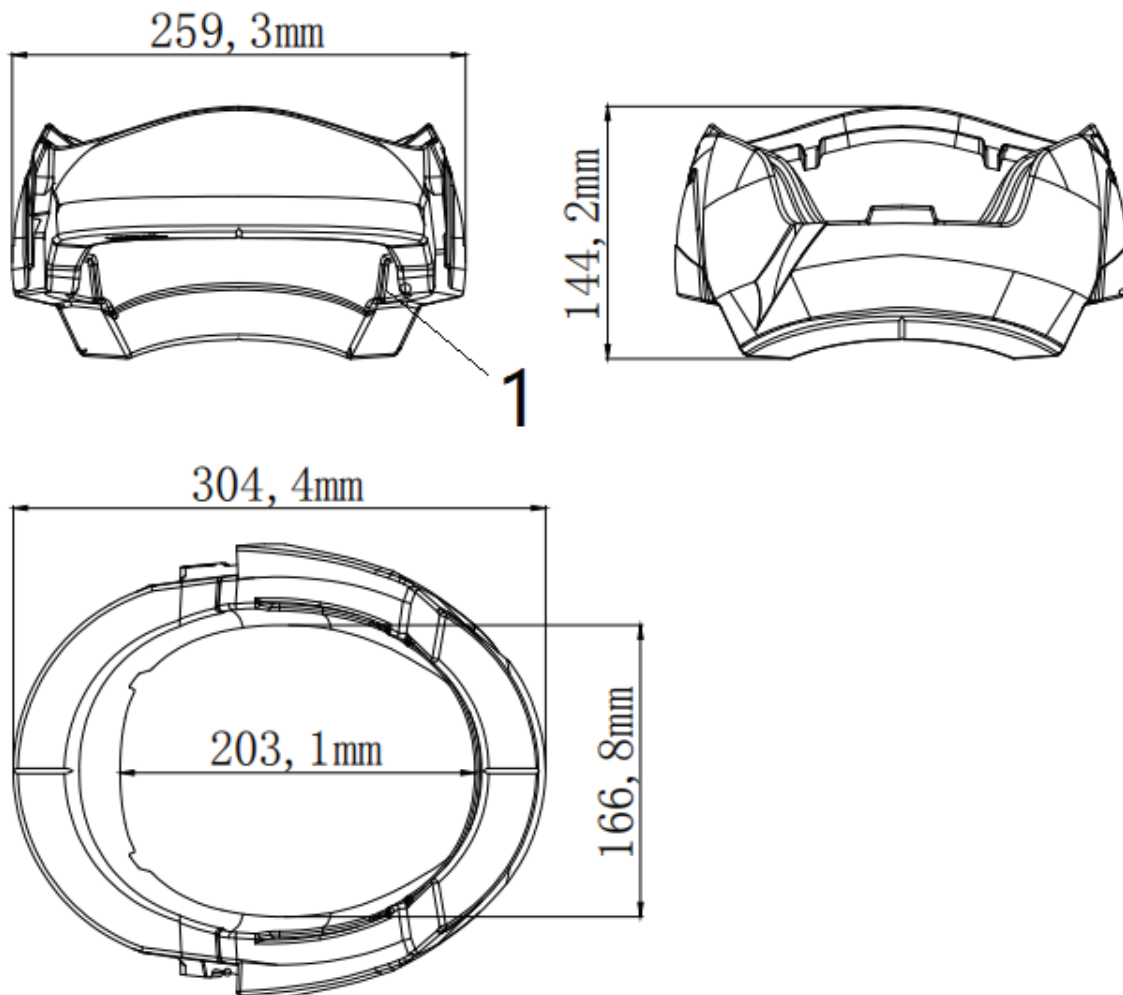
R22-H586-00



Type : H586  
 Manufacture : SHANGHAI HEHUI SAFETY PRODUCTS  
 MANUFACTURE CO., LTD.

Date:15.03.2022

Page 9 of 18



Unit: mm

Number	Name	Material	Number	Name	Material
1	Main Protective Padding	EPS			
<b>Description</b>	H586 X-Large Main Protective Padding		<b>Code No.:</b>	H586.2-XL	
<b>Manufacturer:</b>	SHANGHAI HEHUI SAFETY PRODUCTS MANUFACTURE CO., LTD.				
<b>Address:</b>	NO.8 FENGJIN ROAD XIDU INDUSTRIAL DEVELOPMENT ZONE FENGXIAN DISTRICT SHANGHAI CHINA				
<b>Drawn by:</b>	Tang Kunrong	<b>Checked by:</b>	Zhu Yong	<b>Approved by:</b>	Zhu Xuegang
<b>Date:</b>	15.03.2022	<b>Date:</b>	15.03.2022	<b>Date:</b>	15.03.2022

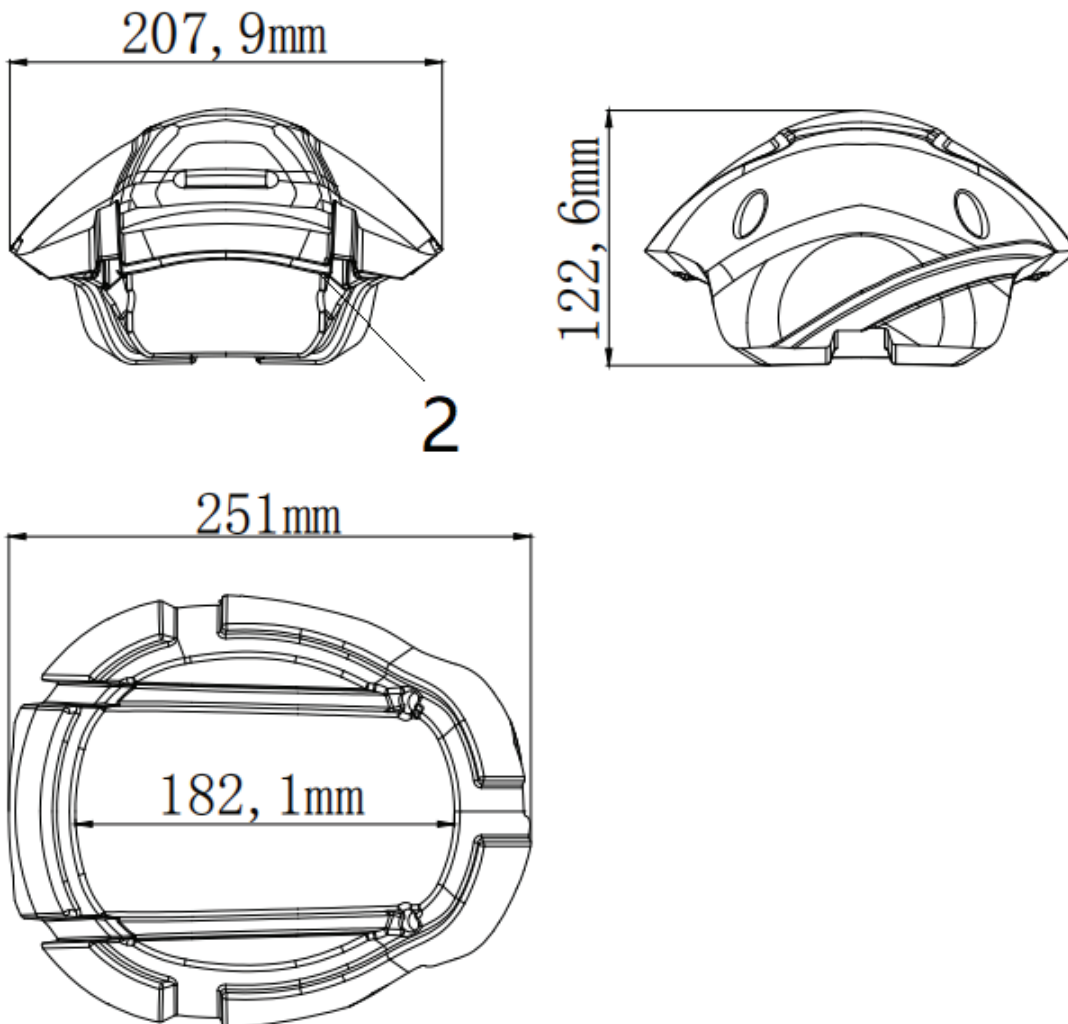
R22 E1\*22R06/01\*300921\*00



Type : H586  
 Manufacture : SHANGHAI HEHUI SAFETY PRODUCTS  
 MANUFACTURE CO., LTD.

Date:15.03.2022

Page 10 of 18



Unit: mm

Number	Name	Material	Number	Name	Material
2	Top Protective Padding	EPS			
<b>Description</b>	H586 Medium Top Protective Padding		<b>Code No.:</b>	H586.2-TOP-M	
<b>Manufacturer:</b>	SHANGHAI HEHUI SAFETY PRODUCTS MANUFACTURE CO., LTD.				
<b>Address:</b>	NO.8 FENGJIN ROAD XIDU INDUSTRIAL DEVELOPMENT ZONE FENGXIAN DISTRICT SHANGHAI CHINA				
<b>Drawn by:</b>	Tang Kunrong	<b>Checked by:</b>	Zhu Yong	<b>Approved by:</b>	Zhu Xuegang
<b>Date:</b>	15.03.2022	<b>Date:</b>	15.03.2022	<b>Date:</b>	15.03.2022

R22 E1\*22R06/01\*300921\*00

INFORMATION DOCUMENT

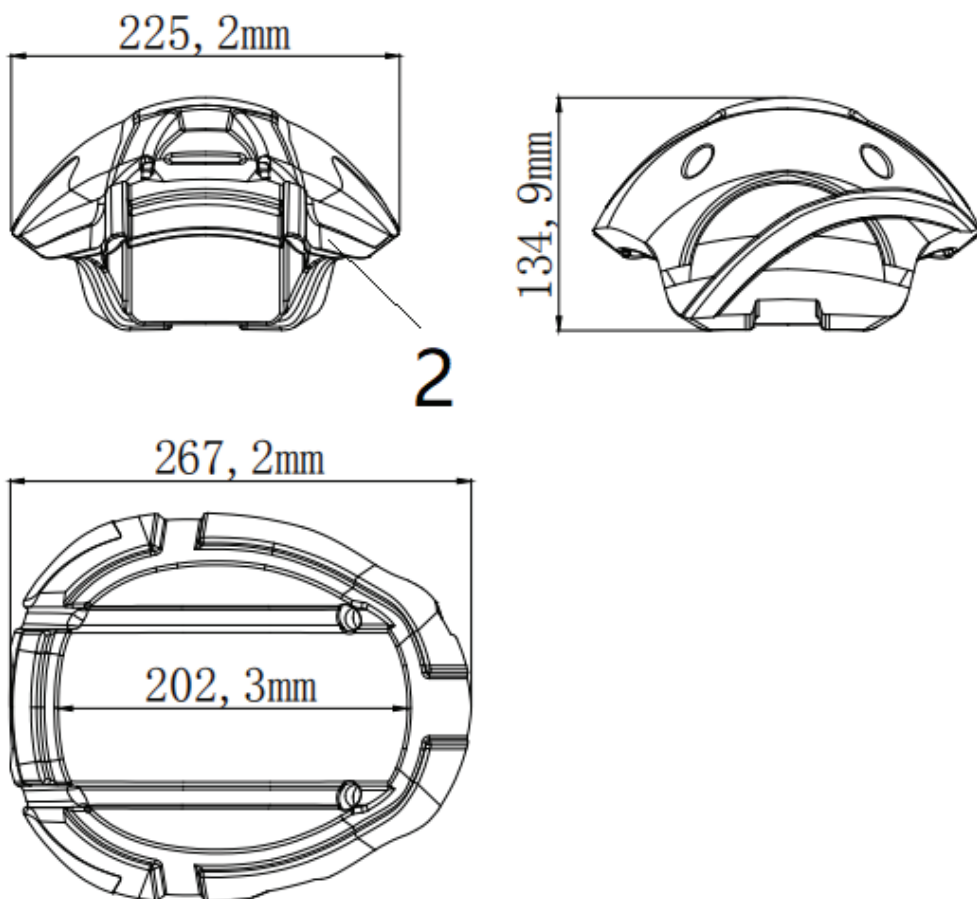
R22-H586-00



Type : H586  
 Manufacture : SHANGHAI HEHUI SAFETY PRODUCTS  
 MANUFACTURE CO., LTD.

Date:15.03.2022

Page 11 of 18



Unit: mm

Number	Name	Material	Number	Name	Material
2	Top Protective Padding	EPS			
<b>Description</b>	H586 X-Large Top Protective Padding		<b>Code No.:</b>	H586.2-TOP-XL	
<b>Manufacturer:</b>	SHANGHAI HEHUI SAFETY PRODUCTS MANUFACTURE CO., LTD.				
<b>Address:</b>	NO.8 FENGJIN ROAD XIDU INDUSTRIAL DEVELOPMENT ZONE FENGXIAN DISTRICT SHANGHAI CHINA				
<b>Drawn by:</b>	Tang Kunrong	<b>Checked by:</b>	Zhu Yong	<b>Approved by:</b>	Zhu Xuegang
<b>Date:</b>	15.03.2022	<b>Date:</b>	15.03.2022	<b>Date:</b>	15.03.2022

R22 E1\*22R06/01\*300921\*00

INFORMATION DOCUMENT

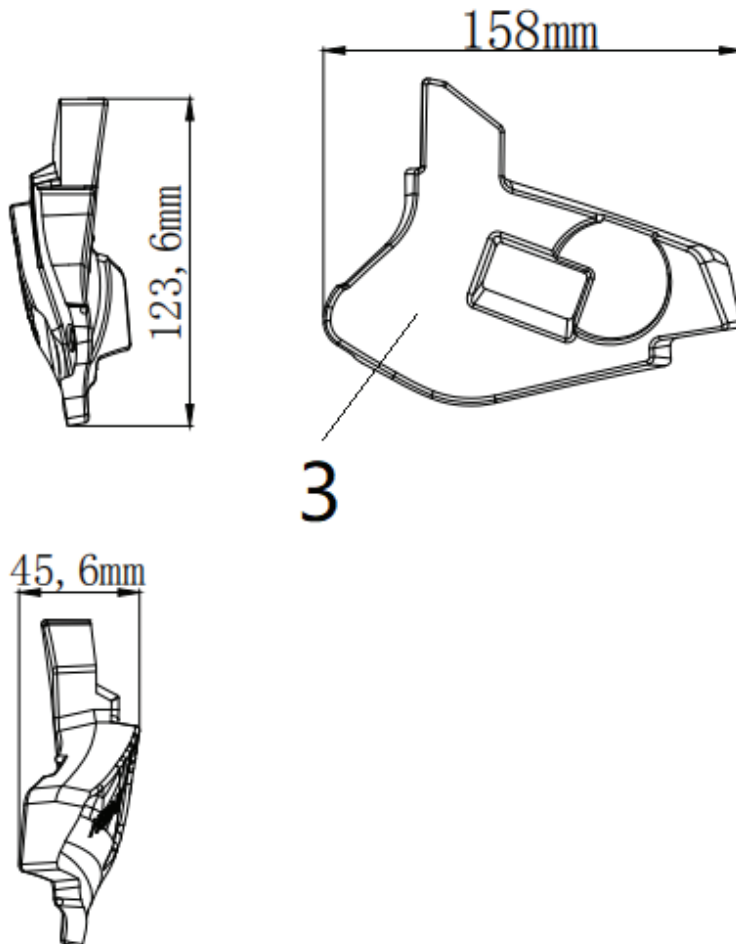
R22-H586-00



Type : H586  
 Manufacture : SHANGHAI HEHUI SAFETY PRODUCTS  
 MANUFACTURE CO., LTD.

Date:15.03.2022

Page 12 of 18



Unit: mm

Number	Name	Material	Number	Name	Material
3	Ear Protective Padding	EPS			
<b>Description</b>	H586 Medium Ear Protective Padding		<b>Code No.:</b>	H586.4-M	
<b>Manufacturer:</b>	SHANGHAI HEHUI SAFETY PRODUCTS MANUFACTURE CO., LTD.				
<b>Address:</b>	NO.8 FENGJIN ROAD XIDU INDUSTRIAL DEVELOPMENT ZONE FENGXIAN DISTRICT SHANGHAI CHINA				
<b>Drawn by:</b>	Tang Kunrong	<b>Checked by:</b>	Zhu Yong	<b>Approved by:</b>	Zhu Xuegang
<b>Date:</b>	15.03.2022	<b>Date:</b>	15.03.2022	<b>Date:</b>	15.03.2022

R22 E1\*22R06/01\*300921\*00

INFORMATION DOCUMENT

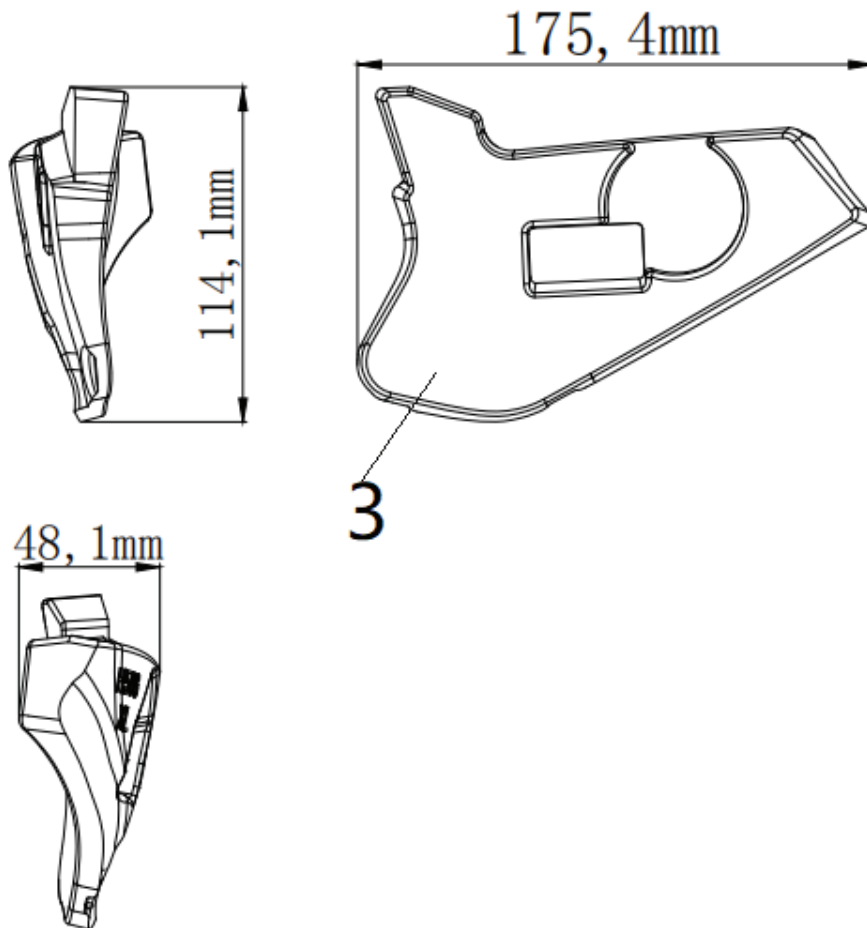
R22-H586-00



Type : H586  
 Manufacture : SHANGHAI HEHUI SAFETY PRODUCTS  
 MANUFACTURE CO., LTD.

Date:15.03.2022

Page 13 of 18



Unit: mm

Number	Name	Material	Number	Name	Material
3	Ear Protective Padding	EPS			
<b>Description</b>	H586 X-Large Ear Protective Padding		<b>Code No.:</b>	H586.4-XL	
<b>Manufacturer:</b>	SHANGHAI HEHUI SAFETY PRODUCTS MANUFACTURE CO., LTD.				
<b>Address:</b>	NO.8 FENGJIN ROAD XIDU INDUSTRIAL DEVELOPMENT ZONE FENGXIAN DISTRICT SHANGHAI CHINA				
<b>Drawn by:</b>	Tang Kunrong	<b>Checked by:</b>	Zhu Yong	<b>Approved by:</b>	Zhu Xuegang
<b>Date:</b>	15.03.2022	<b>Date:</b>	15.03.2022	<b>Date:</b>	15.03.2022

R22 E1\*22R06/01\*300921\*00

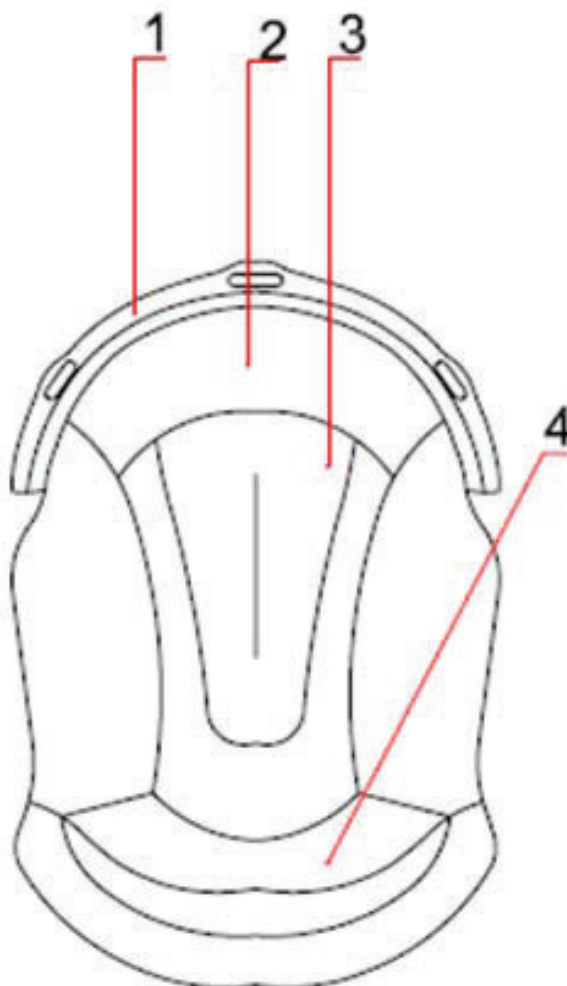


Type : H586  
 Manufacture : SHANGHAI HEHUI SAFETY PRODUCTS  
 MANUFACTURE CO., LTD.

Date:15.03.2022

Page 14 of 18

Annex 4: Drawing of the comfort padding



R22 E1\*22R06/01\*300921\*00

Number	Name	Material	Number	Name	Material
1	Front Piping	HDPE	2	Front part	Compound Sponge
3	Crown	Compound Sponge	4	Back part	Compound Sponge
<b>Description</b>	H586 Comfort Padding		<b>Code No.:</b>	H586.8	
<b>Manufacturer:</b>	SHANGHAI HEHUI SAFETY PRODUCTS MANUFACTURE CO., LTD.				
<b>Address:</b>	NO.8 FENGJIN ROAD XIDU INDUSTRIAL DEVELOPMENT ZONE FENGXIAN DISTRICT SHANGHAI CHINA				
<b>Drawn by:</b>	Tang Kun Rong	<b>Checked by:</b>	Zhu Yong	<b>Approved by:</b>	Zhu Xue Gang
<b>Date:</b>	15.03.2022	<b>Date:</b>	15.03.2022	<b>Date:</b>	15.03.2022

INFORMATION DOCUMENT

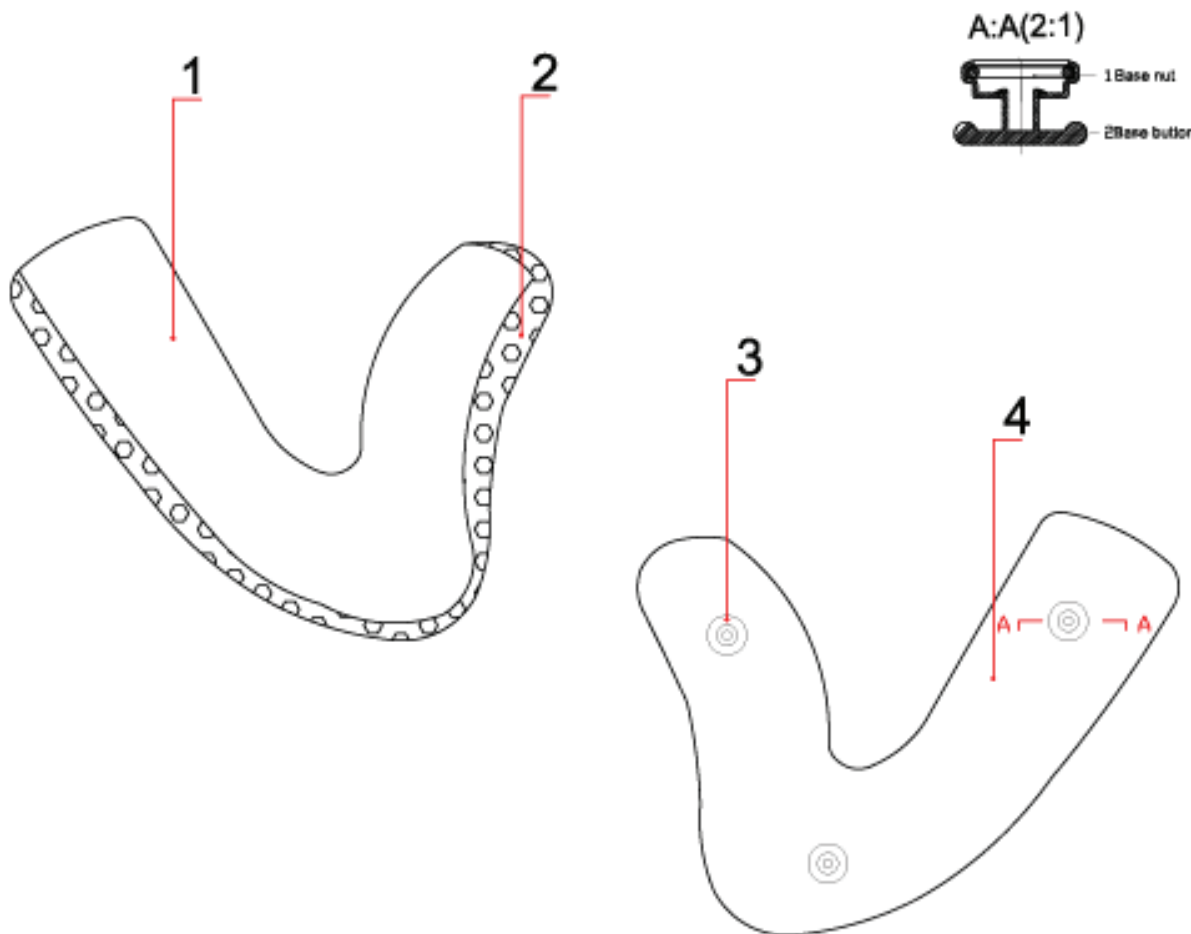
R22-H586-00



Type : H586  
 Manufacture : SHANGHAI HEHUI SAFETY PRODUCTS  
 MANUFACTURE CO., LTD.

Date:15.03.2022

Page 15 of 18



R22 E1\*22R06/01\*300921\*00

Number	Name	Material	Number	Name	Material
1	Piping of the upper earmuffs	Fabric	2	Upper earmuffs surface	Compound Sponge
3	Snap button(female)	PA	4	PP sheet of the upper earmuffs	PP
<b>Description</b>	H586 Ear Comfort Padding		<b>Code No.:</b>	H586.5	
<b>Manufacturer:</b>	SHANGHAI HEHUI SAFETY PRODUCTS MANUFACTURE CO., LTD.				
<b>Address:</b>	NO.8 FENGJIN ROAD XIDU INDUSTRIAL DEVELOPMENT ZONE FENGXIAN DISTRICT SHANGHAI CHINA				
<b>Drawn by:</b>	Tang Kun Rong	<b>Checked by:</b>	Zhu Yong	<b>Approved by:</b>	Zhu Xue Gang
<b>Date:</b>	15.03.2022	<b>Date:</b>	15.03.2022	<b>Date:</b>	15.03.2022

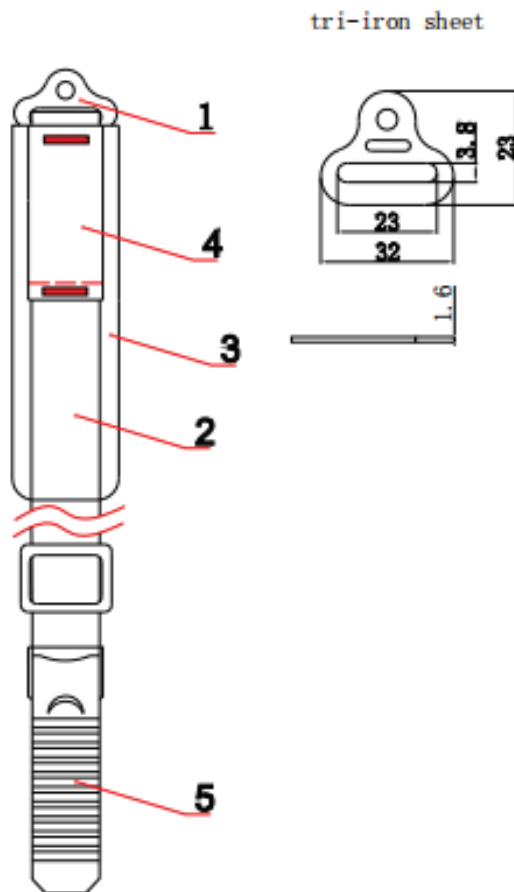


Type : H586  
 Manufacture : SHANGHAI HEHUI SAFETY PRODUCTS  
 MANUFACTURE CO., LTD.

Date:15.03.2022

Page 16 of 18

Annex 5: Drawing of the retention system



R22 E1\*22R06/01\*300921\*00

Number	Name	Material	Number	Name	Material
1	Tri-iron sheet	Sheet	2	Short-strap	Nylon
3	Piping cloth	Fabric	4	Wearing cloth	Compound Sponge
5	Quick release buckle (male)	POM			
<b>Description</b>	H586 Chin Strap (Right)		<b>Code No.:</b>	H586.6	
<b>Manufacturer:</b>	SHANGHAI HEHUI SAFETY PRODUCTS MANUFACTURE CO., LTD.				
<b>Address:</b>	NO.8 FENGJIN ROAD XIDU INDUSTRIAL DEVELOPMENT ZONE FENGXIAN DISTRICT SHANGHAI CHINA				
<b>Drawn by:</b>	Tang Kun Rong	<b>Checked by:</b>	Zhu Yong	<b>Approved by:</b>	Zhu Xue Gang
<b>Date:</b>	15.03.2022	<b>Date:</b>	15.03.2022	<b>Date:</b>	15.03.2022

INFORMATION DOCUMENT

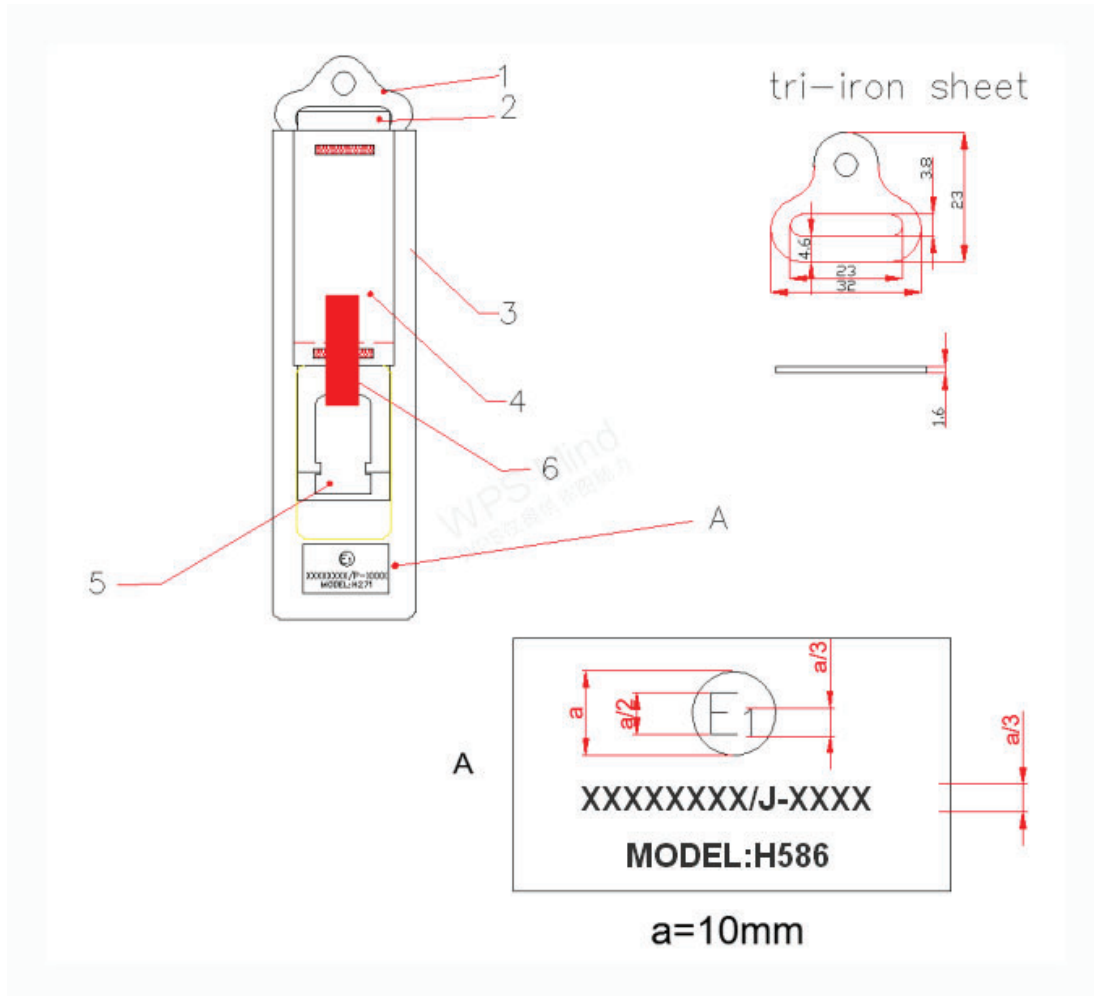
R22-H586-00



Type : H586  
 Manufacture : SHANGHAI HEHUI SAFETY PRODUCTS MANUFACTURE CO., LTD.

Date:15.03.2022

Page 17 of 18



R22 E1\*22R06/01\*300921\*00

Number	Name	Material	Number	Name	Material
1	Tri-iron sheet	Sheet	2	Short-strap	Nylon
3	Piping cloth	Fabric	4	Wearing cloth	Compound Sponge
5	Quick release buckle(female)	POM	6	Small-strap	Nylon(L*H:65*10mm)
<b>Description</b>	H586 Chin Strap (left)		<b>Code No.:</b>	H586.7	
<b>Manufacturer:</b>	SHANGHAI HEHUI SAFETY PRODUCTS MANUFACTURE CO., LTD.				
<b>Address:</b>	NO.8 FENGJIN ROAD XIDU INDUSTRIAL DEVELOPMENT ZONE FENGXIAN DISTRICT SHANGHAI CHINA				
<b>Drawn by:</b>	Tang Kun Rong	<b>Checked by:</b>	Zhu Yong	<b>Approved by:</b>	Zhu Xue Gang
<b>Date:</b>	15.03.2022	<b>Date:</b>	15.03.2022	<b>Date:</b>	15.03.2022



Type : H586  
Manufacture : SHANGHAI HEHUI SAFETY PRODUCTS  
MANUFACTURE CO., LTD.

Date:15.03.2022

Page 18 of 18

**Annex 6: Information for wearer**

# WARNING

No helmet can protect the user from all possible and foreseeable impacts.

1. For adequate protection, this helmet must fit closely and be securely attached. Any helmet that has sustained a violent impact should be replaced.
2. Visors (if fitted) with the marking indicating "daytime use only" are not suitable for use during the hours of darkness or in conditions of poor visibility. The fastening of visor is such that it may not be possible to remove it instantly from the line of sight with one hand should an emergency (such as headlamp glare or misting) occur.
3. To maintain the full efficiency of the helmet, any modification to the structure of the helmet or its parts is not allowed.
4. Do not apply paint, stickers, petrol or other solvents to this helmet. Hydrocarbons, cleaning fluids, paints, transfers or other extraneous additions will affect the shell material adversely.

Shell is made by injection method using acrylonitrile butadiene styrene and polycarbonate blending thermoplastic. Lining is made of expanded polystyrene.

Important: read helmet user's guide for additional information prior to using your new helmet.

# WARNING

1. TO CLEAN THE VISOR USE HOUSEHOLD WINDOW CLEANER AND A LINT FREE TOWEL ONLY. CAUSTIC CHEMICALS OR SOLVENT MUST NOT BE USED.
2. BEFORE CLEANING VISOR, BE SURE TO BRUSH AWAY ANY LARGE PIECES OF DIRT.
3. VISORS OR SUN SHADE WITH THE MARKING "DAYTIME USE ONLY" ARE NOT SUITABLE FOR USE DURING THE HOURS OF DARKNESS OR IN CONDITIONS OF POOR VISIBILITY.
4. THE SUN SHIELD SHALL ONLY BE USED IN COMBINATION WITH THE VISOR IN CLOSED POSITION TO ENSURE THE MECHANICAL PROTECTION OF THE EYES.